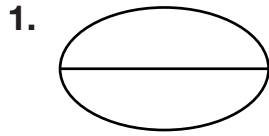
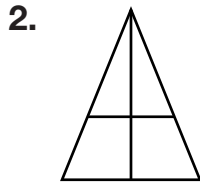


# Dividing Regions into Equal Parts

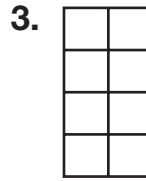
Tell if each shows equal or unequal parts.  
If the parts are equal, name them.



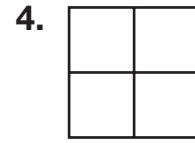
\_\_\_\_\_  
\_\_\_\_\_



\_\_\_\_\_  
\_\_\_\_\_

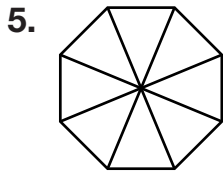


\_\_\_\_\_  
\_\_\_\_\_



\_\_\_\_\_  
\_\_\_\_\_

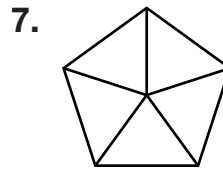
Name the equal parts of the whole.



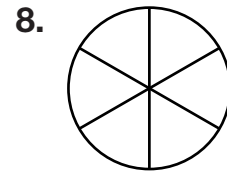
\_\_\_\_\_



\_\_\_\_\_




\_\_\_\_\_




\_\_\_\_\_

Use the grid to draw a region showing the number of equal parts named.

9. tenths

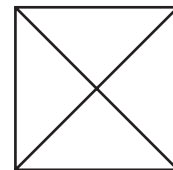


10. sixths



11. **Geometry** How many equal parts does this figure have?

\_\_\_\_\_



12. Which is the name of 12 equal parts of a whole?

**A** halves

**B** sixths

**C** tenths

**D** twelfths